



**Govt.Gajanan Madhav Muktibodh College S./Lohara,
Dist-Kabirdham (Chhattisgarh)**

website. www.govtgmmcollege.ac.in, E-mail- govtcollagelohara@gmail.com

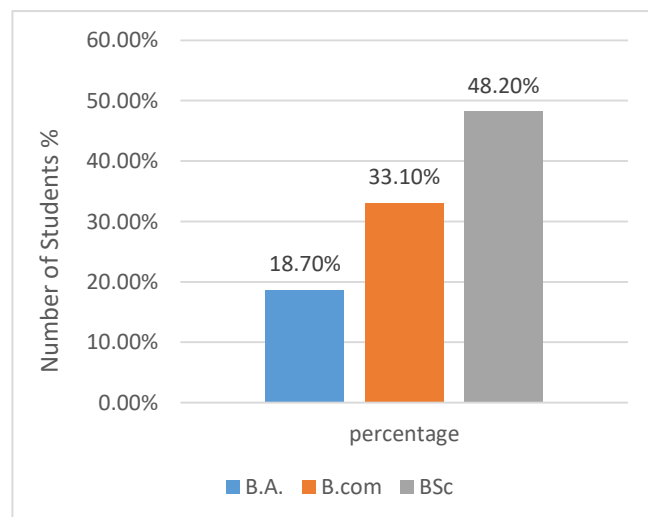
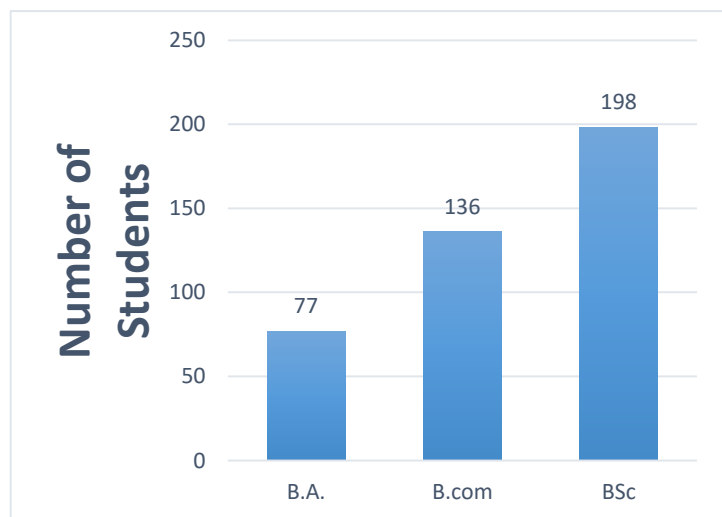
Internal Quality Assurance Cell (IQAC)

**Report of Analysis of Feedback on Curriculum, Course,
Teaching-Learning and Evaluation Collected From
Different Stakeholders**

Session 2023-24

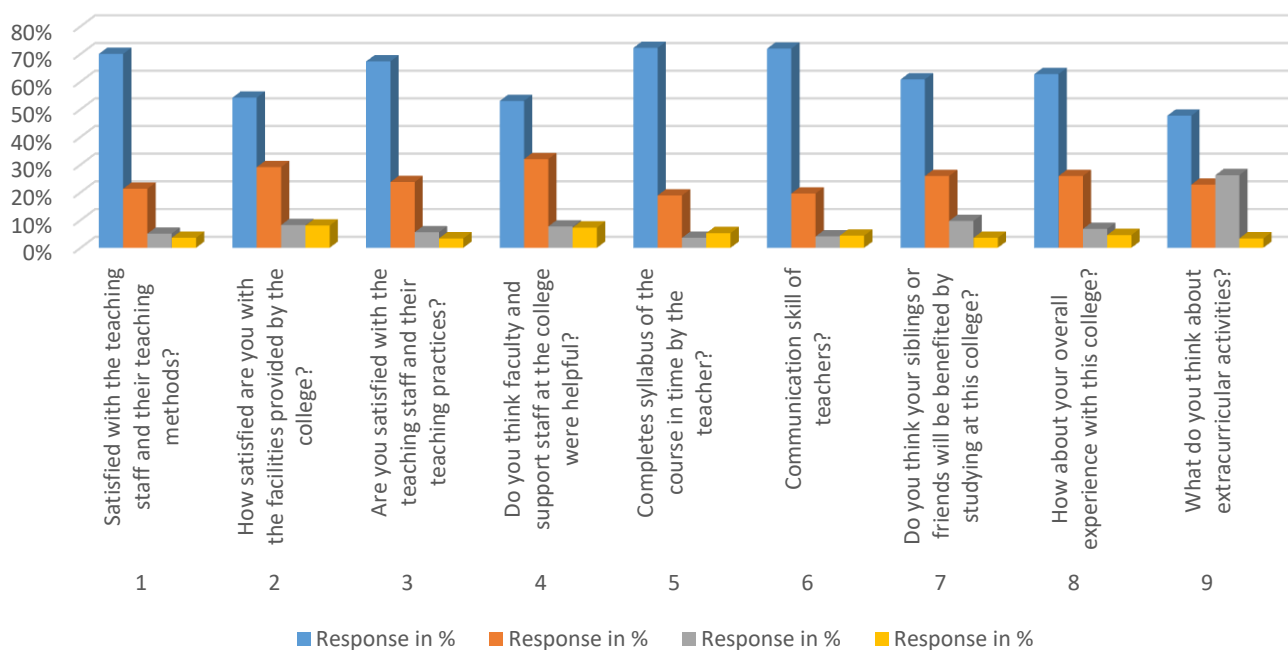
Students Feedback:

The institute has collected feedback from 411 students who respond their feedback out of 1419 students on the basis of Curriculum teaching learning evaluation and provided facilities to them. B.A., BSc & B.com students give their opinion for amplifying availing teaching learning aids.

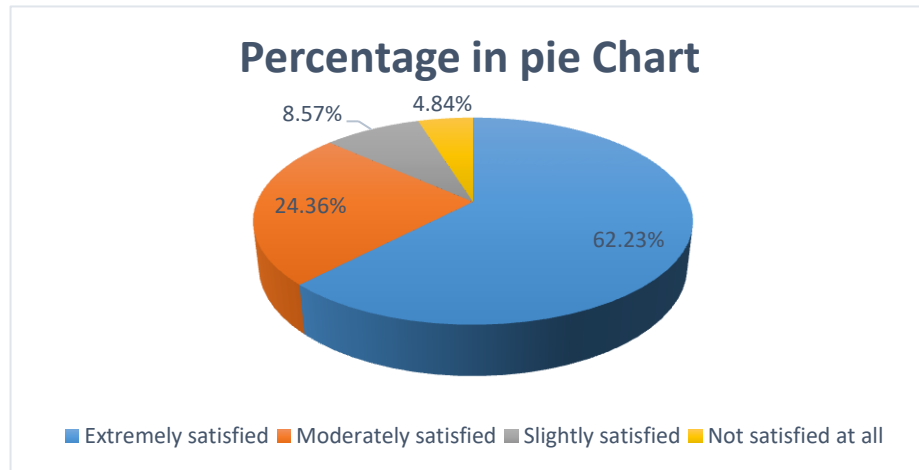


Question No.	Curriculum Evaluation Points	Response in%			
		Extremely satisfied	Mode rately satisfi ed	Slightly satisfied	Not satisfie d at all
1	Satisfied with the teaching staff and their teaching methods?	70%	21.3%	5.1%	3.6%
2	How satisfied are you with the facilities provided by the college?	54.2%	29.1%	8.2%	8%
3	Are you satisfied with the teaching staff and their teaching practices?	67.3%	23.7%	5.6%	3.4%
4	Do you think faculty and support staff at the college were helpful?	53%	32%	7.7%	7.3%
5	Completes syllabus of the course in time by the teacher?	72.2%	18.9%	3.6%	5.3%
6	Communication skill of teachers?	71.9%	19.6%	4.1%	4.4%
7	Do you think your siblings or friends will be benefited by studying at this college?	60.8%	25.9%	9.7%	3.6%
8	How about your overall experience with this college?	62.7%	25.9%	6.8%	4.6%
9	What do you think about extracurricular activities?	47.7%	22.8%	26.2%	3.4%

STUDENTS FEEDBACK

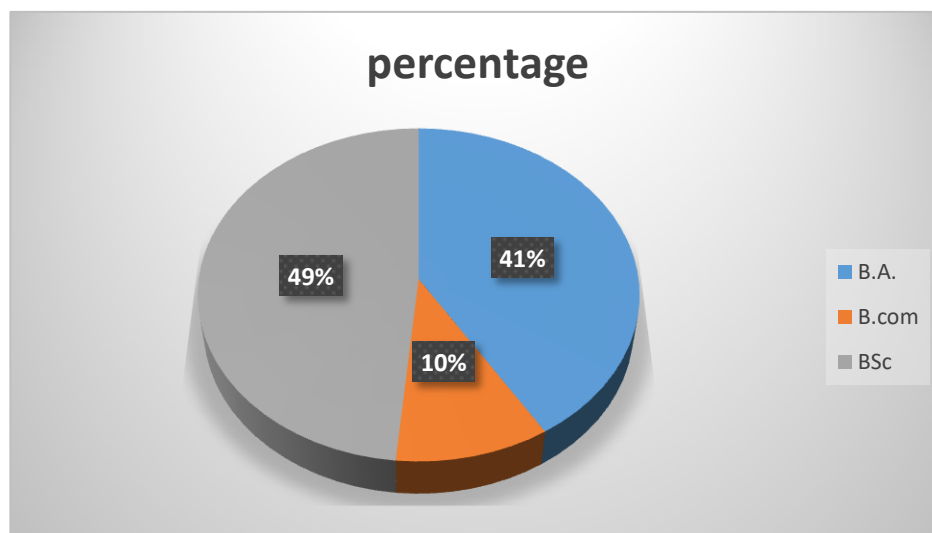
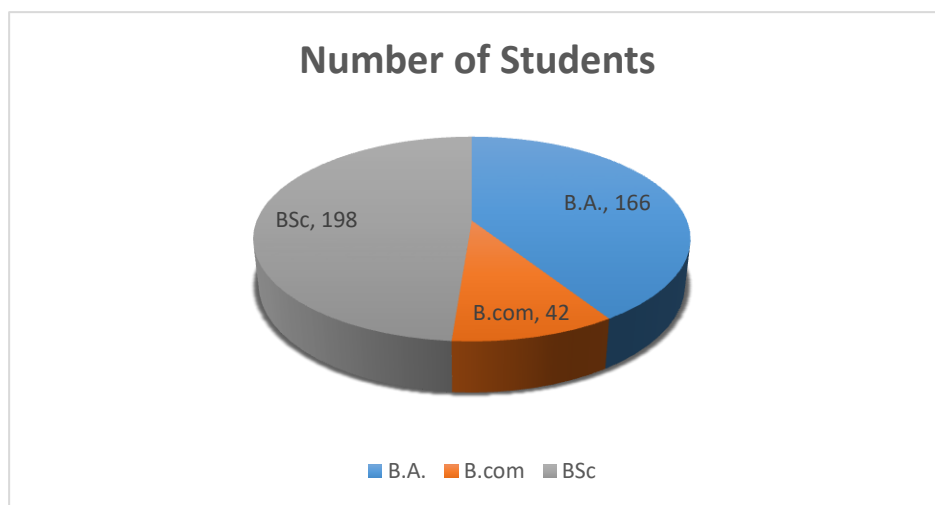


Parameter	percentage
Extremely satisfied	62.23%
Moderately satisfied	24.36%
Slightly satisfied	8.57%
Not satisfied at all	4.84%

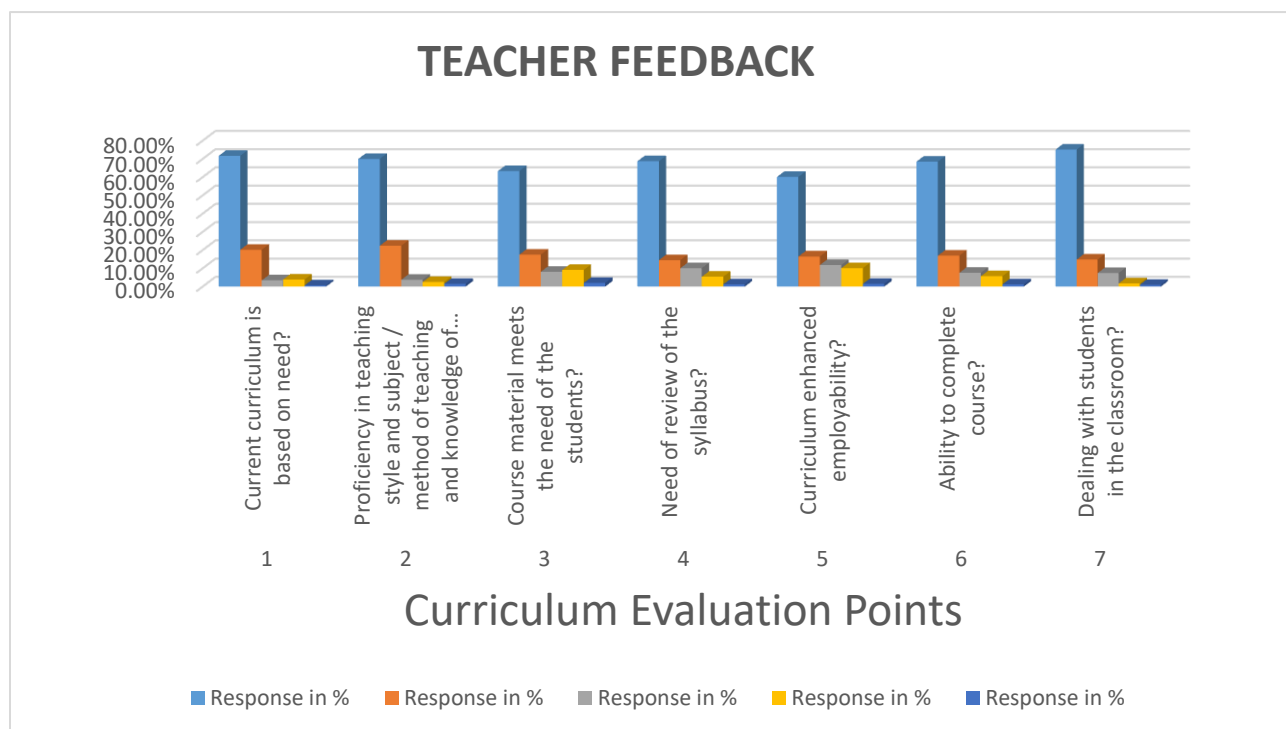


Teachers Feedback:

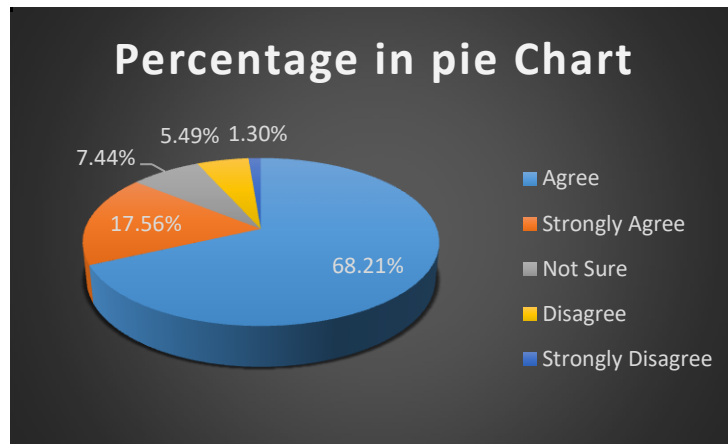
While maintaining extracurricular activities and completing the curriculum on time, all of the teachers always give their acute efforts. To find out the true opinions of all the college's professors, assistant professors, and guest lecturers, the institute sent out a Google form to be filled. Their teaching aids, models, and power-point and they communicate with students via email and whatsapp, etc. In this way the institute would know about teacher's opinion through feedback.



Q. No.	Curriculum Evaluation Points	Response in%				
		Agree	Strongly Agree	Not Sure	Disagree	Strongly Disagree
1.	Current curriculum is based on need?	71.7%	20.2%	3.4%	3.9%	0.7%
2.	Proficiency in teaching style and subject / method of teaching and knowledge of the subject?	70%	22.4%	3.7%	2.5%	1.5%
3.	Course material meets the need of the students?	63.3%	17.5%	8.1%	9.1%	2%
4.	Need of review of the syllabus?	68.7%	14.5%	10.1%	5.4%	1.2%
5.	Curriculum enhanced employability?	60.1%	16.5%	11.8%	10.1%	1.5%
6.	Ability to complete course?	68.5%	17%	7.6%	5.7%	1.2%
7.	Dealing with students in the classroom?	75.1%	14.8%	7.4%	1.7%	1%

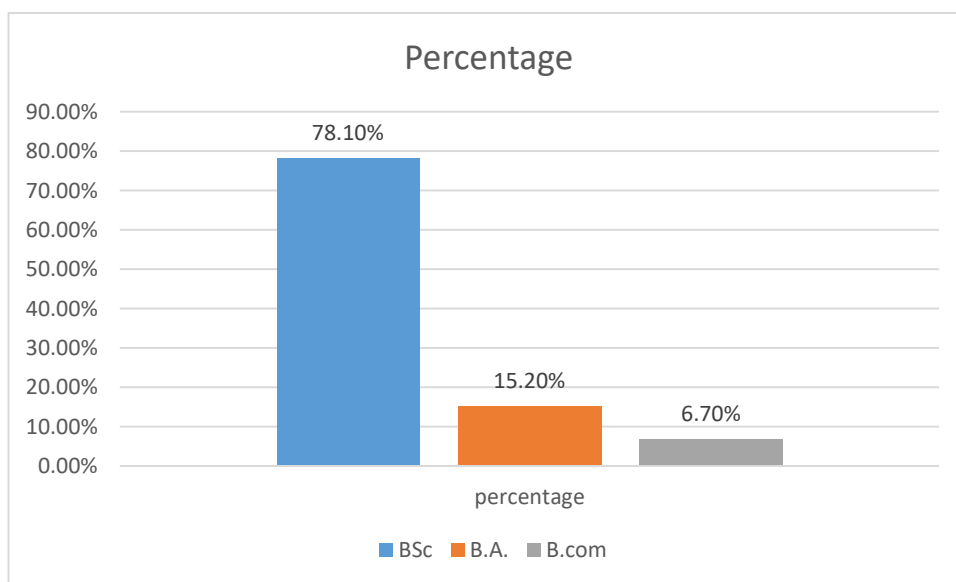
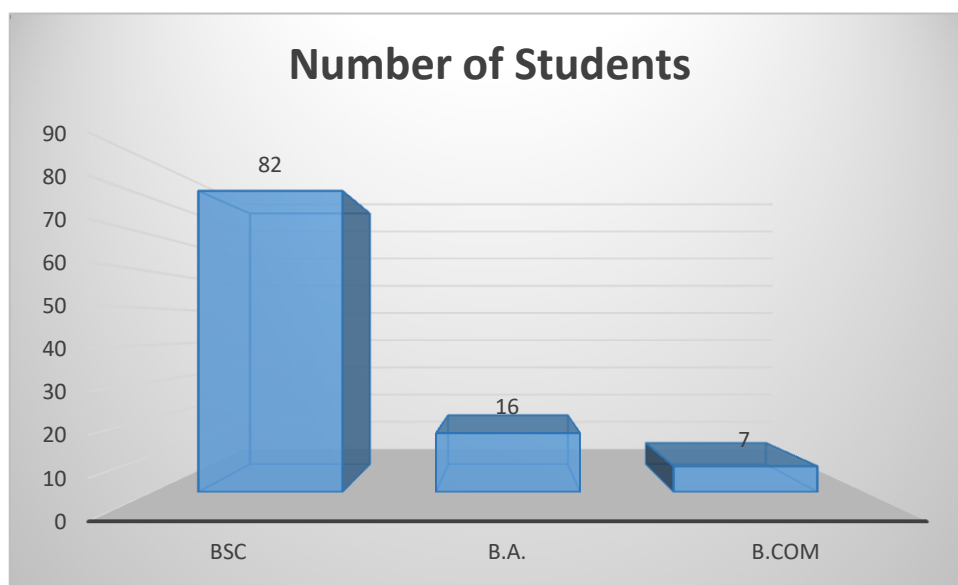


Parameter	percentage
Agree	68.21%
Strongly Agree	17.56%
Not Sure	7.44%
Disagree	5.49%
Strongly Disagree	1.30%

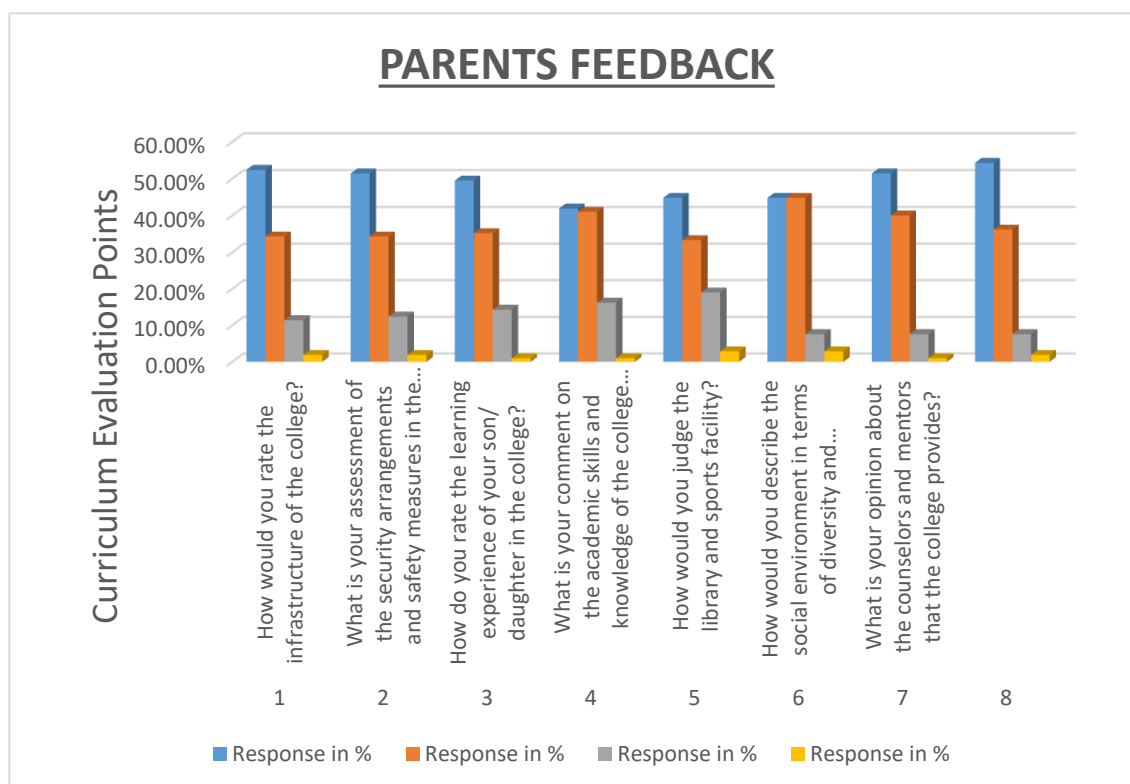


PARENTS FEEDBACK

Parents also take the most important roles, bestowing their feedback for college and students who are the center part of the education that turns the future of studiers. They are aware taking their sons and daughters who make their future through college



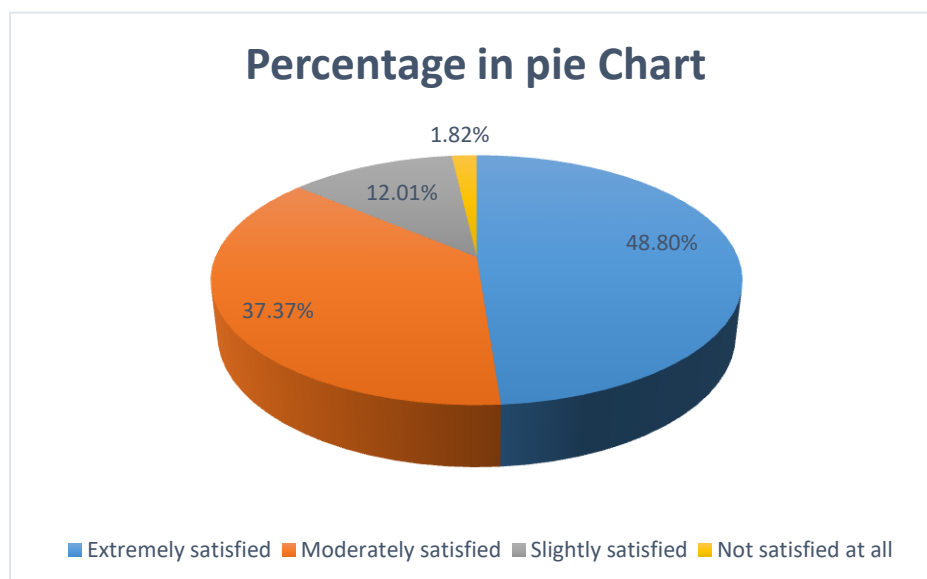
Question No.	Curriculum Evaluation Points	Response in%			
		Extremely satisfied	Mode rately satisfi ed	Slightly satisfied	Not satisfie d at all
1	How would you rate the infrastructure of the college?	52.4%	34.3%	11.4%	1.9%
2	What is your assessment of the security arrangements and safety measures in the college?	51.4%	34.3%	12.4%	1.9%
3	How do you rate the learning experience of your son/ daughter in the college?	49.5%	35.2%	14.3%	1%
4	What is your comment on the academic skills and knowledge of the college faculty?	41.9%	41%	16.2%	1%
5	How would you judge the library and sports facility?	44.8%	33.3%	19%	2.9%
6	How would you describe the social environment in terms of diversity and inclusiveness of the college?	44.8%	44.8%	7.6%	2.9%
7	What is your opinion about the counselors and mentors that the college provides?	51.4%	40%	7.6%	1%
8	What would you say about the fests, events, and extra-curricular activities arranged by the college?	54.3%	36.2%	7.6%	1.9%



Conclusive Suggestions of Students, Teachers Parents and Alumni

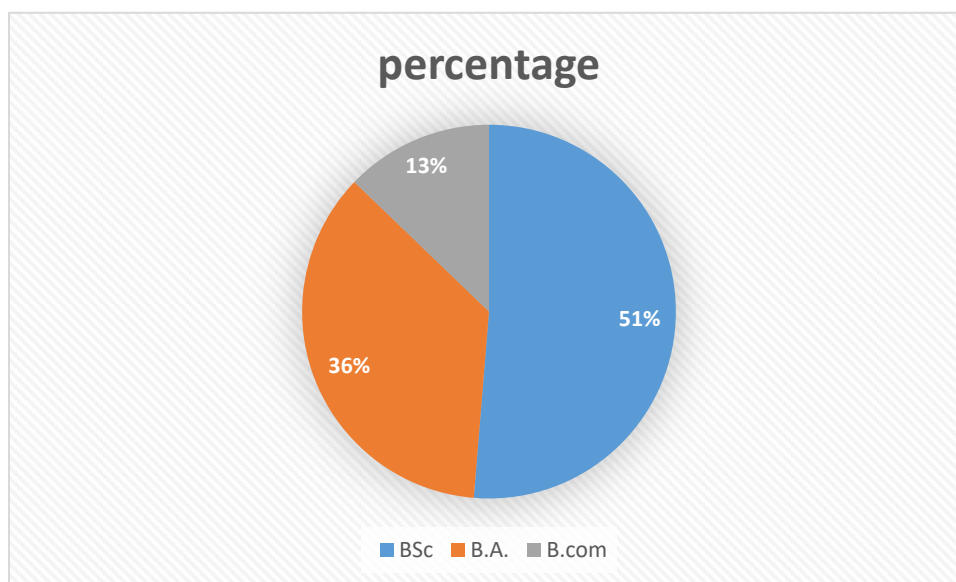
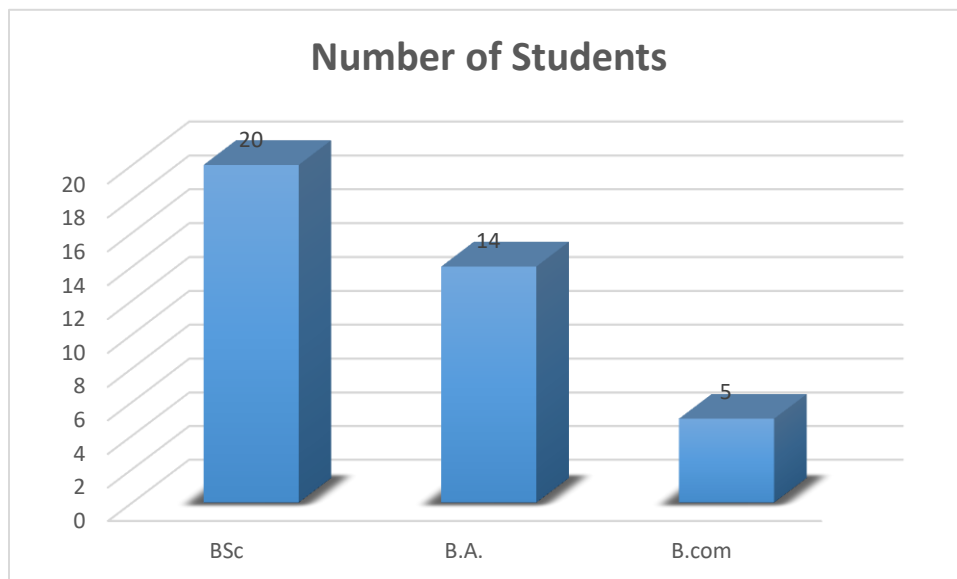
- Infrastructural development of the college building and completing the need of staff.
- Separate laboratories for the students with different subjects.
- They demand for modern tools of teaching in the college.
- They want to be provided proper career guidance/counseling to the students.
- Need of Canteen and stationary shop.
-
- To be started new PG programs.

Parameter	percentage
Extremely satisfied	48.80%
Moderately satisfied	37.37%
Slightly satisfied	12.01%
Not satisfied at all	1.82%



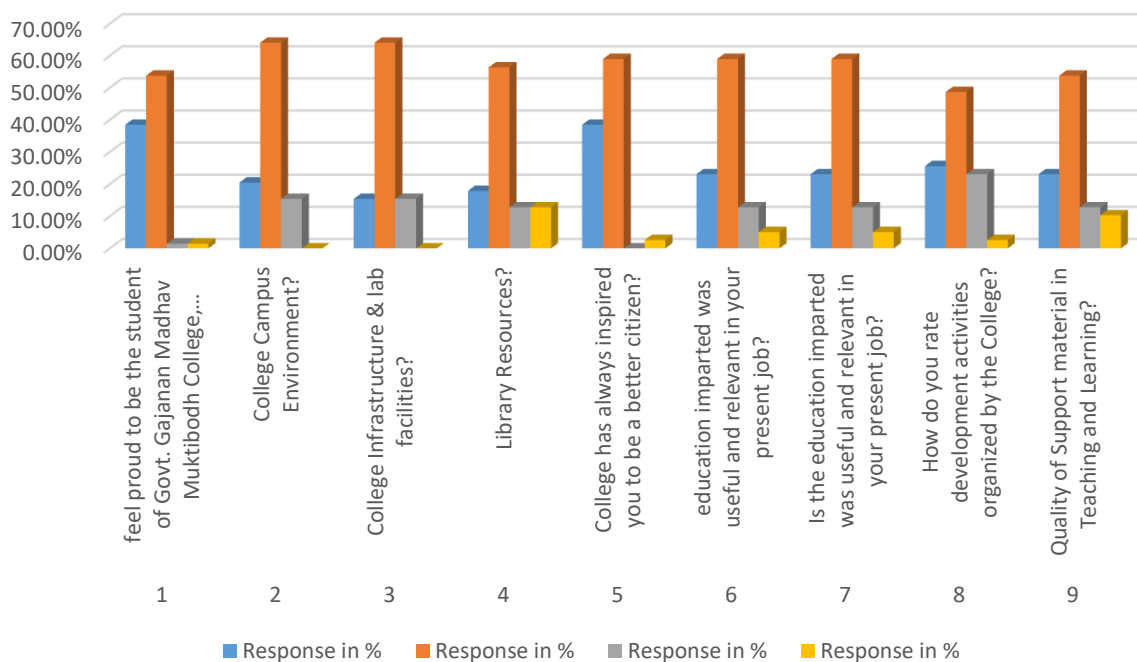
Alumni Feedback:

We greatly value the institute's alumni, who play a key role in the development of the infrastructure, instructional aids, and amenities. They operate as stakeholders as well. They always come to help college whenever the institute need it. We emailed them a Google form to get their input on the students' learning capacities, the development of the infrastructure, and suggested components of extra-curricular, co-curricular, and curriculum activities.



Q. No.	Curriculum Evaluation Points	Response in %			
		Agree/Extremely satisfied	Strongly Agree /Moderately satisfied	Disagree/Strongly satisfied	Strongly Disagree /Not satisfied at all
1.	Feel proud to be the student of Govt. Gajanan Madhav Muktibodh College, S./lohara?	38.5%	53.8%	1.5%	1.5%
2.	College Campus Environment?	20.5%	64.1%	15.4%	0%
3.	College Infrastructure & lab facilities?	15.4%	64.1%	15.4%	0%
4.	Library Resources?	17.9%	56.4%	12.8%	12.8%
5.	College has always inspired you to be a better citizen?	38.5%	59%	0%	2.6%
6.	Education imparted was useful and relevant in your present job?	23.1%	59%	12.8%	5.1%
7.	Is the education imparted was useful and relevant in your present job?	23.1%	59%	12.8%	5.1%
8.	How do you rate development activities organized by the College?	25.6%	48.7%	23.1%	2.6%
9.	Quality of Support material in Teaching and Learning?	23.1%	53.8%	12.8%	10.3%

Alumni Feedback:



Parameter	percentage
Extremely satisfied	25.08%
Moderately satisfied	57.54%
Slightly satisfied	11.84%
Not satisfied at all	4.44%

